

# What Is the Website Builder Assistant


**SitePad Assistant** is a tool which helps you navigate **SitePad Editor**.

## HOW TO USE SITEPAD ASSISTANT

When you login for the **first** time **SitePad Website Builder** will enable the **Assistant** by default.

You need to Click on **Get Started** to navigate SitePad Editor. If you want to **Disable** the Assistant you just need to click on Close or X as shown in the Image below:

Image not found or type unknown




## ENABLE ASSISTANT

You can always Enable it back again by hovering on **Welcome, {username}** on the **Navigation Bar**. You will see a Drop Down List which mentions **Enable Assistant**.

Click on the button and **SitePad Assistant** will be enabled for you.

Image not found or type unknown




## DISABLE ASSISTANT

To **Disable** the Assistant you need to follow the **same procedure** that you followed to Enable the Assistant. But instead of Enable button you will see **Disable Assistant** button.

Click on the button and **SitePad Assistant** will be disabled for you.

Image not found or type unknown



---

Revision #2

Created 25 October 2023 14:13:10 by DotRoll Knowledge Base

Updated 18 May 2026 11:55:41 by DotRoll Knowledge Base