


Video Lightbox

This Guide will help you to add **Video Lightbox**.

YOUTUBE SOURCE

- Drag and Drop **Video Lightbox** from left side **Widget Panel**.
- Now in Dialog box of **Video Lightbox** select **Youtube** from source section as shown in image below.
- After that enter **Youtube Video URL**.
- Select **Cover Image** if you need any.


Image not found or type unknown



VIMEO SOURCE

- Select **Vimeo** from source section as shown in image below.
- After that enter **Vimeo Video URL**.
- Select **Cover Image** if you need any.


Image not found or type unknown



HTML5 SOURCE


- Select **HTML5** from source section as shown in image below.
- After that upload Video in any one format by clicking on Three Vertical dots as shown in image below.

Image not found or type unknown



Note: In **HTML5 Source** you need to select **Cover image** for your video as shown in image below.

Image not found or type unknown



Revision #1

Created 25 October 2023 15:12:54 by Judit Pásztor

Updated 25 October 2023 15:13:24 by Judit Pásztor