

How to Configure SMTP/PHP Mail


How to Configure Contact Form with SMTP/PHP Mail

This tutorial will show you How to Configure your **Contact Form Setting** to allow **SMTP/PHP Mail** to send Email from **Contact Form**.

SELECT CONTACT FORM SETTING

PHP Mail function uses your **localhost** to send Email from Contact Form while **SMTP Mail** function uses a **Server** to send Email from your Contact Form. You can configure the Contact Form Settings at **SitePad Dashboard > Settings > Contact Form**.


Image not found or type unknown



PHP MAIL

- PHP Mail is selected as a default option.
- You will need to add the same Email-Id in **To** and **From**, enter multiple email address with comma-separated if you want to send multiple recipients.
- You can add enter the format in **Subject** if you need Dynamic Subject.
- You can change **Success/Fail Message**.
- You can add **reCAPTCHA** if you want to avoid spam from your Contact Form.

Image not found or type unknown



Click on **Save Button** once you fill the Setting.

Note: If your host does not allow sending mail using local server then you will need to **Configure SMTP Mail**.


SMTP MAIL

To Configure SMTP Mail you will need a **Gmail/Yahoo/Hotmail** account or you can use your **Webmail account** with all the SMTP settings provided by your Host in your control panel.

You will need to select the **SMTP Mail** from the drop-down list in **Mailing Method**.

- Add **SMTP Server** (in-case you are using secure server port then please add ssl:// before the server domain i.e ssl://domain.com).
- Add **SMTP Port**
- Add **SMTP Username** (i.e Email Id)
- Add **SMTP Password** (i.e Email Id Password)
- You can also configure settings same as mentioned above in PHP Mail i.e change Subject, change Success/Fail Message, Add reCAPTCHA to avoid spam.

Image not found or type unknown



Click on **Save Button** once you fill the Setting.

Revision #2

Created 25 October 2023 14:09:40 by DotRoll Knowledge Base

Updated 18 May 2026 11:54:10 by DotRoll Knowledge Base