


How to Change Language

You can change the SitePad Editor Language in two ways (second one is easier).

FROM NAVIGATION BAR

You can change language from the **Navigation bar**. i.e On Top Navigation bar where you see the selected language name being displayed you can hover on the name. This will open a drop down list of available languages you can select your desired language. Check out the example below.


Image not found or type unknown



FROM SETTINGS PAGE


When you are on **SitePad Editor** dashboard. Hover on **Settings** and then click on **General**.

Image not found or type unknown



Once on **General Settings** page you will see the option **Site Language** as shown in the image below. You can select your desired language from the drop down list.

Image not found or type unknown



Revision #2

Created 25 October 2023 13:50:03 by DotRoll Knowledge Base

Updated 18 May 2026 12:05:41 by DotRoll Knowledge Base