

Chart

This Guide will Help you to edit **Chart Widget** Settings and Style.

DRAG CHART WIDGET

When you **Drag and Drop** Chart Widget in a Page. You will see the image like below.

Note: Widget gives you **Default Style** provided by theme, you can **customize** as per your needs using this guide.

Image not found or type unknown




CHART TITLE AND TYPE

You can enter **Chart Title** and select **Chart Type** according to your needs. Various predefined chart type is available such as Column chart, Bar chart, Area chart, Histogram, Line chart etc.

Column chart is enabled when you drag and drop the widget.

Image not found or type unknown




CHART COLOR

You can customize **chart color** according to your needs, click on checkbox to **remove** chart **background**.

Image not found or type unknown





CHART DATA

Enter chart data in **Data Textarea** box, Insert column-wise data separated with commas.

Image not found or type unknown



Revision #1

Created 25 October 2023 15:15:11 by DotRoll Knowledge Base

Updated 25 October 2023 15:15:36 by DotRoll Knowledge Base