

How to Register a .hu Domain as a Private Individual

WHO CAN REGISTER A .HU DOMAIN NAME?

"Domain Applicants may be citizens or legal entities of any country, provided that no applicable law precludes persons from those countries from applying for a domain name.

An Applicant who does not belong to one of the following groups:

1. a legal person or a national of a Member State of the European Union, the Council of Europe, the EEA or EFTA, or of a country bordering Hungary
2. a natural person with a permanent residence permit or a residence permit in Hungary,


is eligible to apply if it carries out or starts an economic or other activity that justifies the use of a .hu domain name. Upon request by the Registry or the Registrar, they shall provide appropriate evidence to that effect."

Source: <https://www.domain.hu/domain-registration-policy/>

CHECK DOMAIN AVAILABLE

Before registering a domain name, you should verify that the domain name you are trying to register is not yet registered.

You can start checking on <https://admin.dotroll.com> using the search box under **Begin the search for your perfect domain name...**



Enter the domain name in the search box without any prefixes (http://, https://, www.), and then click the **Search** button. The system also verifies that other domain name endings have this option for registering a domain name.

ORDER A .HU DOMAIN

1. If the domain name you choose is not yet registered, click **Add to Cart**, followed by the **Checkout** button.
2. On the next page you have the option to choose a hosting service for the domain name you want to register, or you can set the name of the domain name to be registered. After you have made the settings, click **Continue →** button.
3. The system will display a summary of the order where it is possible
 - you can modify the domain name registration period
 - you can cancel the order
 - you can also start an additional order
 - if you have a promotional code, you can specify itIf all settings are correct, click the **Checkout →** button.

4. You can then enter contact details for the domain name (owner, administrative or technical contact). For each order, you can use previously-entered contacts, but you also have the option to enter a new contact for each domain name. **As a private individual, you must provide your date of birth! (in the yyyy.mm.dd. format)**

Checkout


Please enter your personal details and billing information to checkout.

[Already Registered?](#)

The user details on the invoice cannot be modified after the invoice is issued!

Sign Up

Save time by signing up using an existing account with any of the services below.

 Sign in with Google

 Sign Up with Twitter

Contact type

Personal

Pick this if you are:
a private person

Business

Pick this if you are:
a private entrepreneur
a company
an organization


Personal Information

First Name (Required)

Last Name (Required)

E-mail (Required)

+36 · Phone Number (Required: 70 777 7777)

éééé. hh. nn. 

Billing address

Hungary

City (Required)

State/Region (Optional)

Zip Code (Required)

Address 1 (Required)


Address 2 (Optional)

Account Security

Password


Confirm Password

Password Strength: Enter a Password

Please choose a security question 

You may specify alternative registered contact details for the domain registration(s) in your order when placing an order on behalf of another person or entity. If you do not require this, you can skip this section.

Domain Registrant Information

Use Default Contact (Details Above) 

In case of .hu domain registration, it is mandatory to verify the e-mail address and phone number of the contact persons. Without verification of the e-mail address and the phone number the domain registration won't start!

- It is essential that (if your email address and phone number have not been verified in the past year) for a .hu domain registration, it is mandatory to confirm your email address and phone number. Please provide a valid and actively used contact! **Without verification,**

the domain registration will not proceed!

6. Select whether you want a single-factor or two-factor domain registration, then read and accept the checkboxes! If you do not fill in the "**e-mail address for confirmation**" field, it will default to the applicant's email address.

! .hu domain registration declaration

When registering a .hu domain name, you have the opportunity to select the domain type. You can choose from the following options:

- Single factor: You must confirm and validate your domain registration by clicking the link sent to the e-mail address of the domain owner. Later, the following domain operations (transfer, trade) are completed with e-mail approval and documents cannot be used.
- Two-factor: You must confirm and validate your domain registration by clicking on the link sent to the e-mail address of the domain owner and confirming your phone number (SMS or phone call). Later, the following domain operations (transfer, trade) are completed with these two factors together and documents cannot be used.

Single factor

E-mail address for confirmation (Optional)

I declare that I am the Domain Applicant for this domain request or am authorized to act on behalf of the Applicant. I warrant that the data provided in my domain application are accurate, and I acknowledge that if the provided data are not truthful or if I fail to report any changes to the data, it may result in the revocation of the domain. I understand that special attention must be paid to maintaining control over the factor data.

By clicking the "Complete Order" button I confirm the domain registration.

I acknowledge and accept the provisions of the Domain Registration Policy and consider them binding for the entire duration of the domain application and registration.

By maintaining the registration, I submit to the decisions of the Alternative Dispute Resolution Forum.

I have read and understood the contents of the Data Privacy Notice and I grant my consent to the processing of my personal data in the records, as well as I accept that the granting of this consent is lawful according to the national law applicable to me.

I have reviewed all the data, and the information is correct.

Future modifications must be confirmed using a factor rather than document-based verification. The first factor is always the email address, and in the case of two-factor authentication, the second factor is always the phone number.

7. At the bottom of the page, you must choose a payment method that may be one of the following:
 - CreditCard via PayPal
 - BankTransfer
 - Credit card payment
 - PayPalNext, check the box to **I have read and agree to the Terms of Service** and then click the **Complete Order** → button.
8. On the next page, enter the captcha code for the .hu domain name entry, and then click **I agree** button.
9. After that, the system will automatically be redirected to the payment interface.
10. After the payment completed, your order will be forwarded, and started to the Council of Hungarian Internet Providers (CHIP). **If verification is required, please check your inbox, as the confirmation email will be sent immediately after placing the order!**

11. Once the domain name has been successfully registered, our system will send you an email notification to the email address provided at the account payer.

Revision #3

Created 25 March 2025 11:20:33 by DotRoll Knowledge Base

Updated 14 May 2026 14:38:38 by DotRoll Knowledge Base