


How to transfer a domain name another billing account

For a registered domain name, it is possible to transfer the domain name to another account.

To transfer, follow these steps:


- Log in with your email address and password to our system, then click **Domains / My Domains** in the top menu bar, then click on the domain name you want to transfer.
- In the left-hand sidebar, in the **Manage** box, click the **Transfer domain to user** button.

Image not found or type unknown




- On the page that appears, in the field labelled **Transfer to user:** enter the email address or user name of the person or organization to who you want to give the domain name, then click **Check user name** button.

Image not found or type unknown



- The system verifies that there is an existing account holder based on the provided data and then displays the data. If you find the data correct, click the **Approve** button.

Image not found or type unknown



- Our system will then display the domain names that have already been transferred, here it is possible to cancel the previous transfer.
The transfers menu is available under **Domains / Transfers**.

Revision #1

Created 20 October 2023 10:52:48 by DotRoll Knowledge Base

Updated 20 October 2023 10:53:11 by DotRoll Knowledge Base