

Domain modifications


Guides about domain modifications

- [Web presence A-Z](#)
- [Pay for your domain](#)
- [When are domains released after expiry?](#)
- [Domain registration step-by-step](#)
- [How to renew domain name](#)
- [How to transfer a domain name another billing account](#)

Web presence A-Z

If you'd like a web presence, you need multiple services. We have summarized them for you:

Image not found or type unknown



Pay for your domain

If you have ordered a .hu domain with queue registration, you have 11 days to pay for it. You may choose 3 methods of payment:

1. If you have ordered multiple domains, you may pick, which domains you wish to pay for.
2. You may use the following credit/debit cards: Visa, Visa Electron, MasterCard, American Express (payments are processed immediately)
3. You may use PayPal. (payments are processed immediately)
4. You may use wire transfer. You **must** provide your domain name in the comments field! (payments are processed within 2-4 working days)

When are domains released after expiry?

- .hu domains: on the 61th day noon after expiry
- .eu domains: on the 41st day after the expiry
- .com domains: on the 35th day after expiry

Domain registration step-by-step

STEP-BY-STEP

1. Register on DotRoll.com
 - [As a private person](#)
 - [As a company](#)
2. Order your domain name
 1. [.hu registration](#)
 2. [.eu registration](#)
3. Pay for your domain
4. Upload your documents

MORE INFORMATION

- New domain
 - [.com, .net, .org, .info, .biz](#)
- Transfer domain / change of ownership
 - [What is the auth code / EPP when transferring international domain names?](#)
 - [.hu](#)
 - [.eu, .com, .net, .org, .info, .biz](#)

How to renew domain name

1. To renew your domain name, log in with the email address you provided during registration and the associated password.
2. After login, click the **Domains/ Domain Renewal**. Our system will then list the domain names that can be renewed.
3. **Select the checkbox in front of the domain name for it you want to renew.**
4. Alternatively, select how long you want to renew the domain name.
5. In the next step, click the **Order Now >>** button.
6. Our system will display the fee for the ordered service, if you find the order ok, click the **Order** button.
7. Select your payment method!
 1. PayPal (immediately)
 2. Bank transfer: The transfer can come from any bank account (not just the customer's bank account number). It is important to indicate only the ordered domain name or the serial number of the fee request in the transfer notification field.
 3. Cash


How to transfer a domain name another billing account

For a registered domain name, it is possible to transfer the domain name to another account.

To transfer, follow these steps:


- Log in with your email address and password to our system, then click **Domains / My Domains** in the top menu bar, then click on the domain name you want to transfer.
- In the left-hand sidebar, in the **Manage** box, click the **Transfer domain to user** button.

Image not found or type unknown




- On the page that appears, in the field labelled **Transfer to user:** enter the email address or user name of the person or organization to who you want to give the domain name, then click **Check user name** button.

Image not found or type unknown



- The system verifies that there is an existing account holder based on the provided data and then displays the data. If you find the data correct, click the **Approve** button.

Image not found or type unknown



- Our system will then display the domain names that have already been transferred, here it is possible to cancel the previous transfer.
The transfers menu is available under **Domains / Transfers**.